

TR11AH Renault Master Chassis Cab (Twin Rear Wheel) 2010-2024 (X62) 2024> (XDD)
Nissan NV400 Chassis Cab (Twin Rear Wheel) 2011-2022 (X62) & Nissan Interstar (Twin Rear Wheel) 2022-2024 (X62) 2024> (XDD)
Vauxhall Movano Chassis Cab (Twin Rear Wheel) 2010-2022 (X62)

Item	Qty	Description	Item	Qty	Description	Torque Setting
A	1	TR10AH Crossbar	D1	1	Left-Hand 2024> XDD Bracket	
A1	1	Slider Face Plate	D2	1	Right-Hand 2024> XDD Bracket	
A2	2	Slider Pins & Clips	E	2	M16 x 55 Bolts & Nyloc Nuts	215 Nm
B	2	Side Arms	F	20	M12 x 45 Bolts (10.9), 10 S/P Washers & 8 Nyloc Nuts	130 Nm
C	1	Lower Chassis Bracket	G	28	12 x 25 Flat Washers	

Towbar Installation:

1. Locate all the towbar mounting points and remove any existing fixings if present and release any wiring loom clips from the chassis.
Note: Clean all towbar mounting faces on chassis rails ensuring all faces are clean and grease free.
2. **Note: 2024> XDD only.** Loosely fix items **D1** and **D2** to the chassis at the forwardmost inner mounting points using items **F** and items **G**.
3. Loosely fix items **B** to the chassis using items **F** and items **G** at the positions shown in **Figures 1 & 2**.
4. Loosely fix items **C** to the underside of the chassis using items **F** and items **G**.
5. Loosely fix items **B** to items **C** using items **F** and items **G**.
6. Loosely fix item **A** between items **B** using items **F** and items **G**.
7. Fix item **A1** to item **A** using items **A2**.
8. Using items **E** secure your desired ball bracket (not supplied in this kit) to item **A1**.
9. Fully tighten all fixings ensuring the towbar is rigid, square and secure using the torque settings listed above, then clip the wiring loom into the towbar.

TR11AH X62 2010-2024

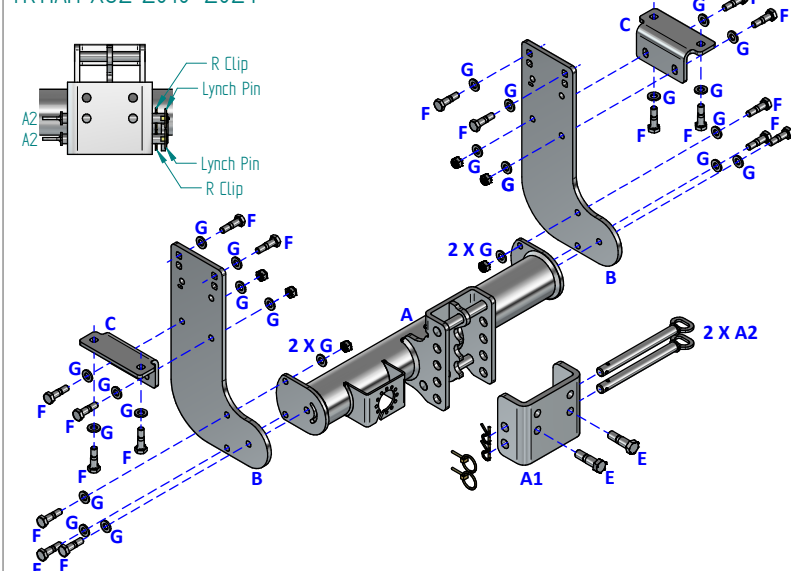
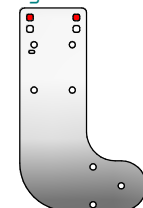


Figure 1



TR11AH XDD 2024>

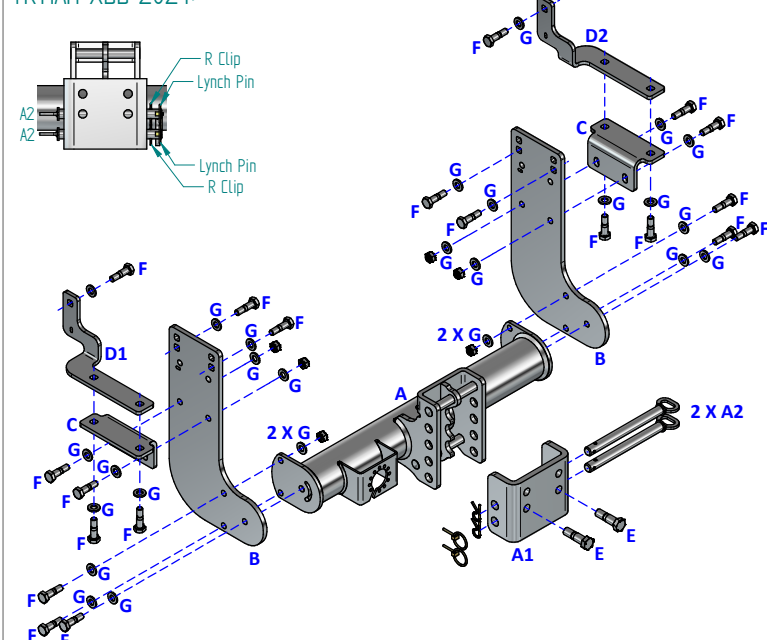
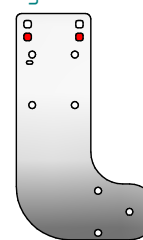


Figure 2



Notes:

1. For Torque settings see the column next to each item in the list.
2. Nose load limits and vehicle manufacturer's trailer / caravan weight limits must be observed.
3. We recommend the use of PRO-TOW Couplings with all our products.