

ATT-CHASS-EXT Universal 1750mm Long Chassis Extensions For Towbars With 145mm Mounting Points

Item	Qty	Description	Item	Qty	Description
A1	1	Left Hand 1750mm Long Chassis Extension	A2	1	Right Hand 1750mm Long Chassis Extension

Note: This chassis extension kit can only be used in conjunction with our ATT-CHASS range of products.

These extensions can be cut down to size if required as per the instructions below.

There must always be a minimum of **25mm** of material left from the mounting points to the drop plates (See Figure 1) and **30mm** for the Towbar mounting (See Figure 2). Although there are multiple settings pre-drilled for the Towbar and accessories, new mounting points can be drilled as long as the hole centres are not less than **30mm** apart.

We recommend fitment of (**ATT-CHASS-CB**) & (**ATT-CHASS-CSK**) in conjunction with this kit. (See Page 2).

There are additional supports and brackets available separately to assist with a full installation where required. (See Page 2).

The appropriate drop plate kit must be ordered to suit the base vehicle to enable the fitment of this extension kit.

Extension Installation:

- Follow the instructions provided with the drop plate kit and any other parts purchased to complete the installation.
- It is advisable that **ATT-CHASS-CB** & **ATT-CHASS-CSK** are fitted wherever possible. These must be fitted when the maximum length is used as well as externally mounted with **ATT-CHASS-FI-DP**.

Figure 1 (Attachement To Drop Plate)

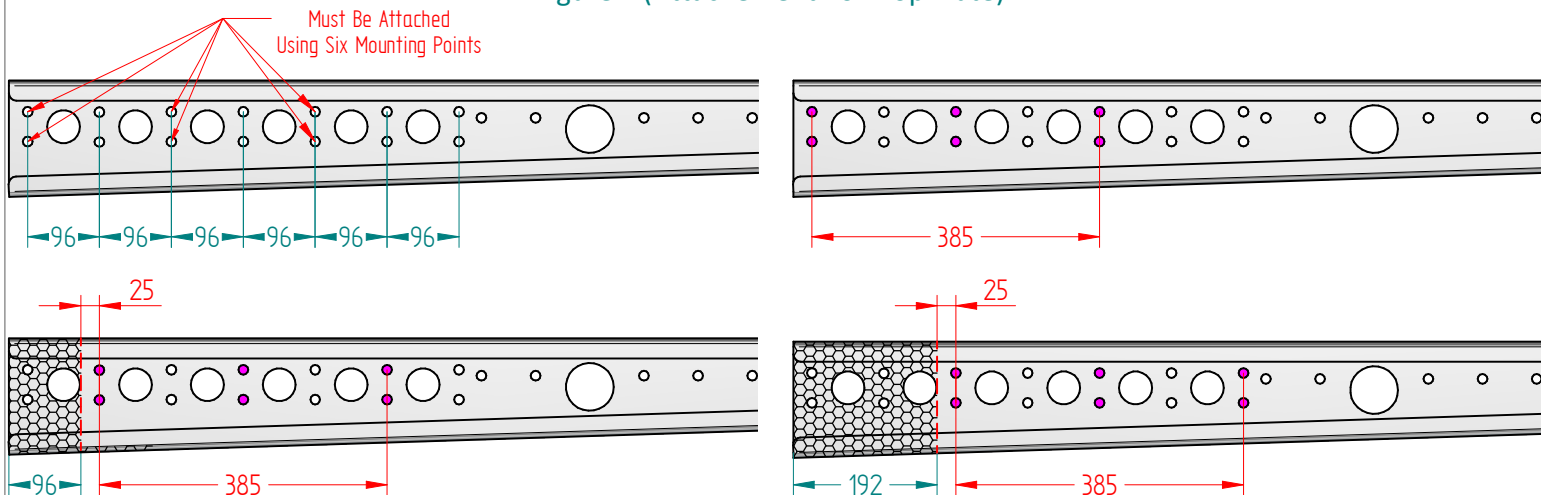


Figure 2 (Towbar Attachement)

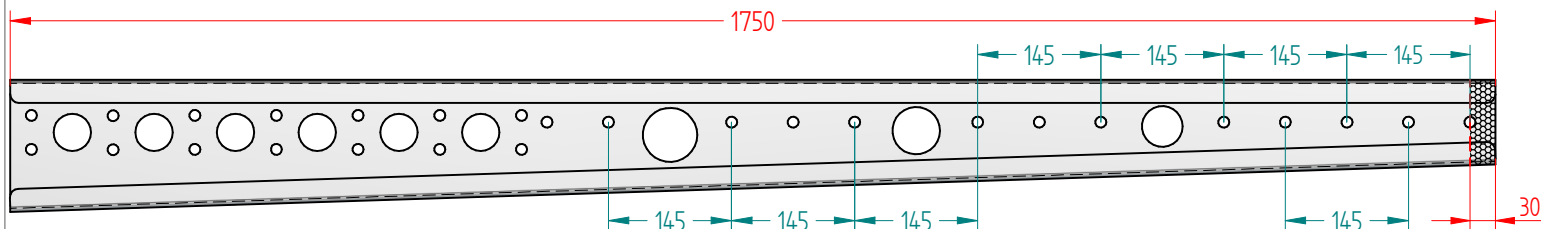
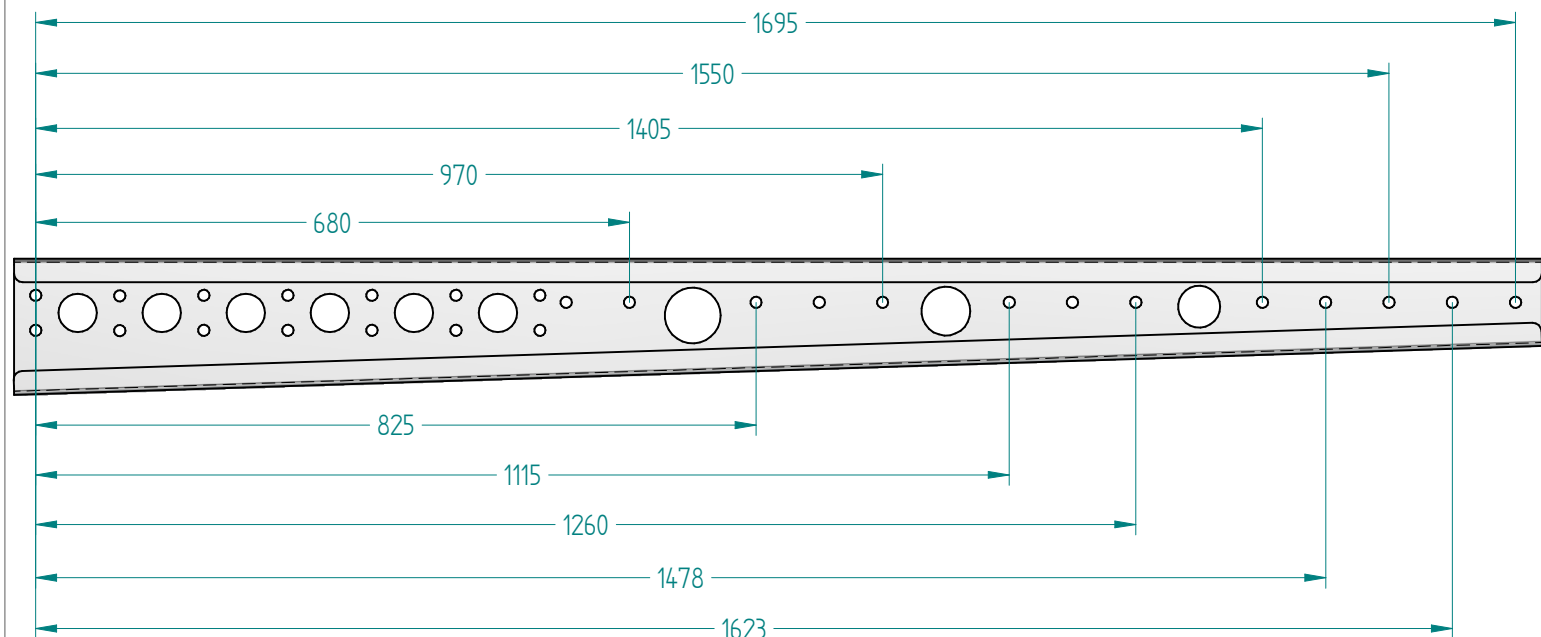


Figure 3 (Rear Projection To Mounting Points)



Notes:

- For Torque settings see general notes overleaf.
- Nose load limits and vehicle manufacturer's trailer / caravan weight limits must be observed.
- We recommend the use of PRO-TOW Couplings with all our products.

Optional Extra's

Note: The images shown below are for illustration purposes only. Final fitment may appear slightly different depending on the vehicle's chassis width and drop plate location.

Part Number:

ATT-CHASS-CB

Description:

Crossbar Kit

Only the red parts are supplied in this kit.



Part Number:

ATT-CHASS-CSK


Description:

Chassis Strengthening Kit

To enable fitment of this kit.

Part Number: **ATT-CHASS-CB**
must be installed along with the extensions
first.

Only the red parts are supplied in this kit.




Part Number:

ATT-CHASS-FS

Description:

Floor / Garage
Support Kit

Only the red parts are supplied in this kit.



Part Number:

ATT-CHASS-BK


Description:

Individual
Support Kit

Side brackets can be installed with or without
Part Numbers:

ATT-CHASS-CB
ATT-CHASS-FS
ATT-CHASS-CSK

Only the red parts are supplied in this kit.



Notes:

1. For Torque settings see general notes overleaf.
2. Nose load limits and vehicle manufacturer's trailer / caravan weight limits must be observed.
3. We recommend the use of PRO-TOW Couplings with all our products.