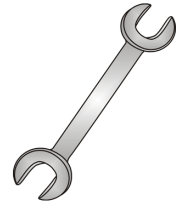




# PRO-STEP™

## Fitting Instruction



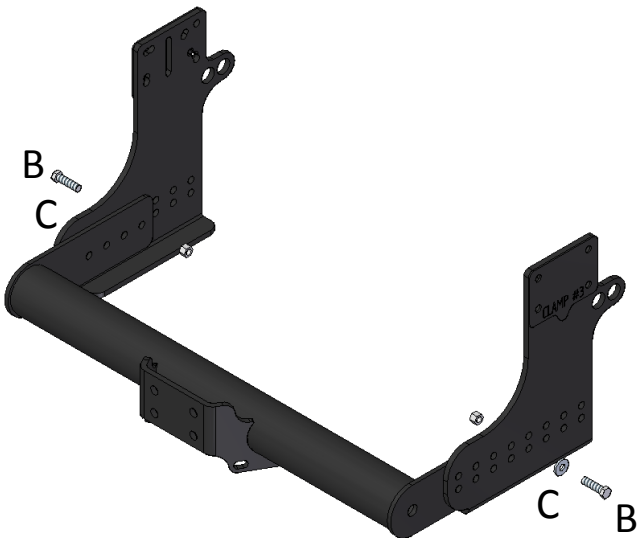
Issue 1

### PRO-TIVE3

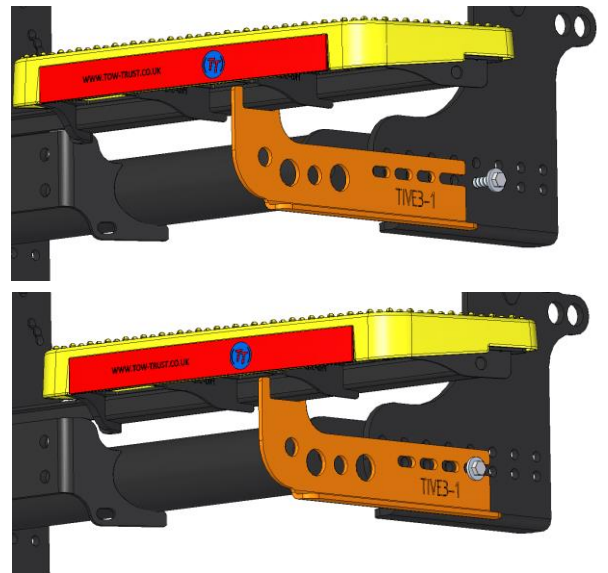
Item	Qty	Description
A	1	PRO-TIVE3 STEP
B	8	M12 x 50 Bolts (10.9), 2 Nyloc Nuts & 2 S/P Washers
C	8	12 x 30 Flat Washers
D	8	Black M12 Bolt Caps

1. Using Item **B** with Item **C** loosely fix the Towbar crossmember between each side arm at the forward upper mounting point only leaving the fixing loose enough to enable you to slide Item **A** through the open slot.
2. Using Item **B** with Item **C** fix Item **A** through the remaining fixing point.
3. Fully tighten all fixings ensuring the Towbar and Pro-Step are rigid, square and secure.

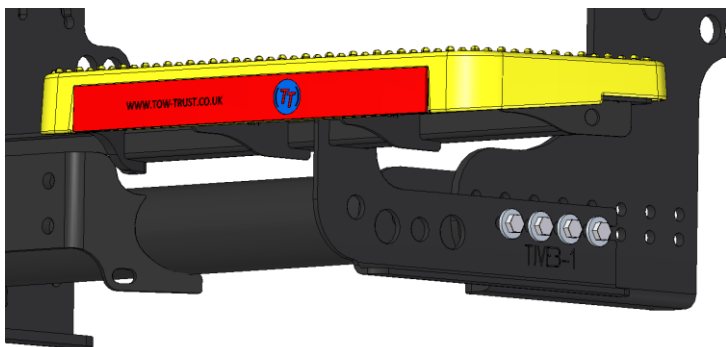
1



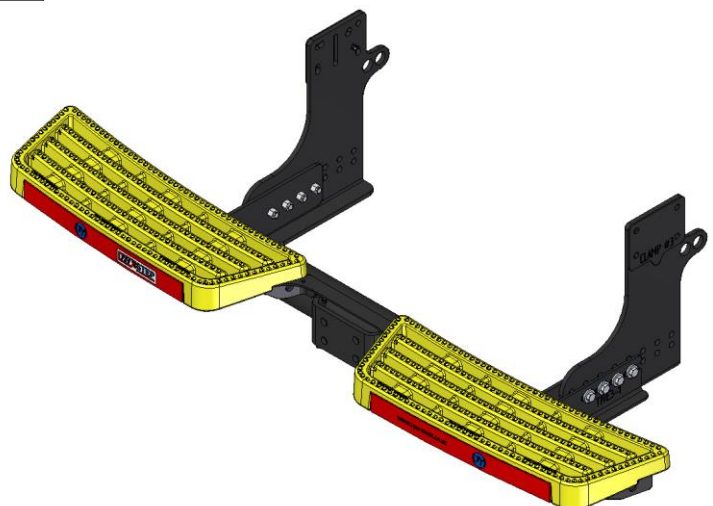
2



3



4



#### Note:

1. Nose load limits and vehicle manufacturers trailer / caravan weight limits must be observed.