




Tow-Trust Towbars

Important: Please read General Notes overleaf before fitting



Issue 2

TT-TG Tipper Tailgate Deflector

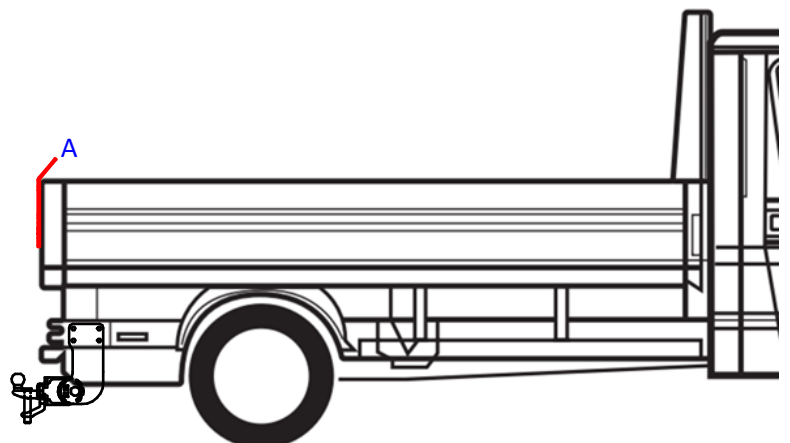
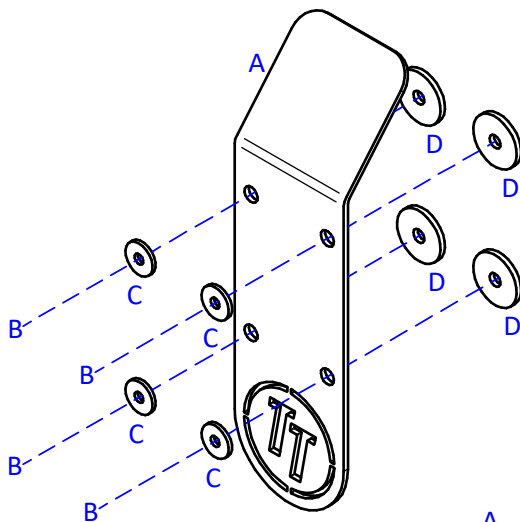
Item	Qty	Description	Item	Qty	Description
A	1	TT-TG Deflector Plate	B	4	M10 x 50 Bolts & Nyloc Nuts
			C	4	10 x 25 Flat Washers
			D	4	10 x 40 Flat Washers
			E	8	M10 Black Bolt Caps

Important Information:

This product is designed to deflect the tailgate on a tipper conversion from the Towball area. Due to a wide variety of chassis cab conversions from company to company it is not possible to guarantee that this is a universal product. It is the fitter's responsibility to check the deflector's position when installing the product so it performs when the body is tipped. It is also essential to check that the deflector doesn't become jammed into the Towball area when in operation causing damage to the vehicle and Towbar.

1. Align Item A centrally on the tailgate and using it as a jig drill four 11mm holes through the tailgate.
2. Fix Item A in place using Item B, Item C and Item D ensuring Item A is facing forward (see image below).
3. Fully tighten ensuring the product is square and secure.
4. Check the deflector perms correctly.
5. Fit Item E to finish the product off. **Note:** Item B may require trimming depending on the thickness of the tailgate to ensure Item E will fit.

TT-TG



Note:

1. Recommended Torque Setting for M12 Grade 10.9 -130 Nm. (For other Torque Settings see notes overleaf.)
2. Nose load limits and vehicle manufacturers trailer / caravan weight limits must be observed.