




Tow-Trust Towbars

Important: Please read General Notes overleaf before fitting



Issue 1

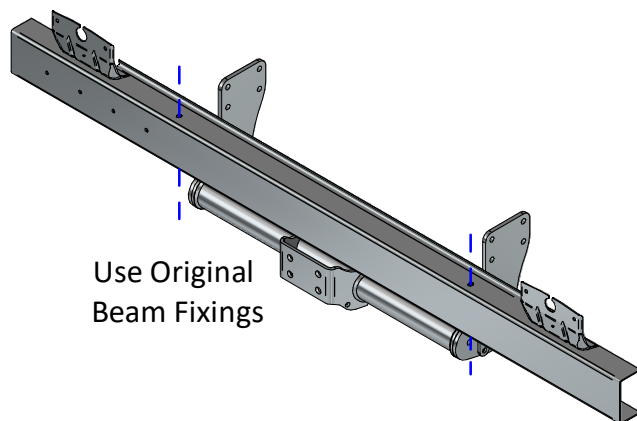
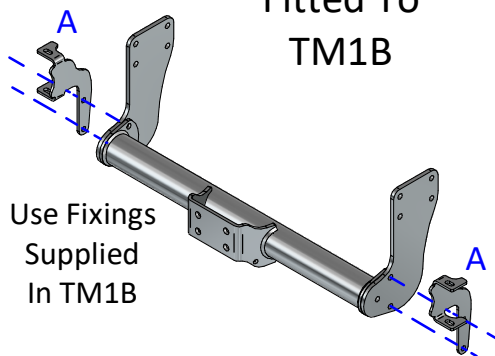
TM1-BKT 3.5t MERCEDES SPRINTER CHASSIS CAB WITH UNDER RUN BEAM

Item	Qty	Description
A	2	Handed Beam Bracket

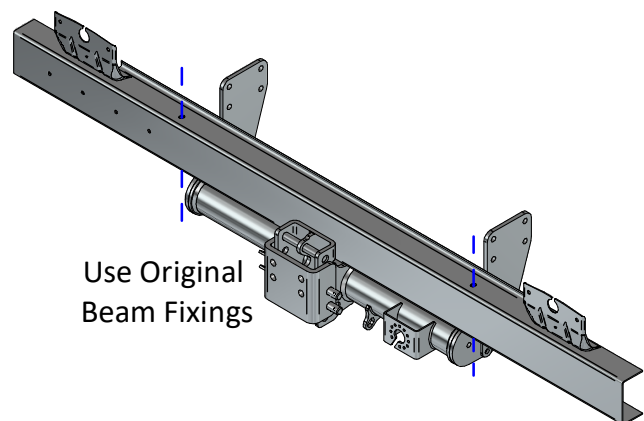
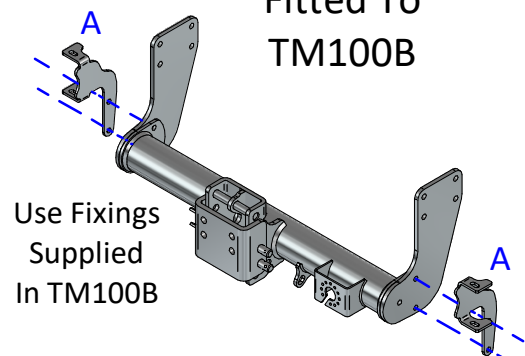
1. Unplug light clusters.
2. Remove the rear beam and discard the side arms.
3. Fit either TM1 or TM100B to the vehicle.
4. Fit Items **A** to either end of the Towbar assembly using fixings provided in the Towbar kit.
5. Refit the rear beam To Items **A** using the original beam fixings.
6. Fully tighten all fixings ensuring the product is rigid square and secure.
7. Reattach wiring loom to light clusters.

TM1-BKT

Fitted To TM1B



Fitted To TM100B



Note:

1. Torque Settings see notes overleaf.
2. Nose load limits and vehicle manufacturers trailer / caravan weight limits must be observed.