



# TOW-TRUST TOWBARS

Tow-Trust Towbars Technical Support

Email - [technical@tow-trust.co.uk](mailto:technical@tow-trust.co.uk)

Phone: 01827 717412 / WhatsApp: 07849811772

## Motorhome Towbar Request Form

Type	Chassis Extensions	Document Number	TECMHRCHAEXT
------	--------------------	-----------------	--------------

To enquire about a suitable towbar for your extended chassis motorhome please complete the below customer and vehicle information fields and return this form to us with images.

*Images required to support request: Vehicle complete rear view, vehicle complete side view, clear images of chassis rails (complete length of inside and outside faces including supports and mounting points), clear photos showing both sides of the connection between chassis extension and OEM chassis (Fig:1). Clear images of each VIN Plate including the base vehicle and any motorhome manufacturers VIN Plate (Fig:2).*

Name / Company		Phone / Email	
Motorhome Manufacturer		Motorhome Model	
Base Vehicle	<i>e.g Fiat Ducato</i>	Registration / Year	

Please Refer To The Chassis Diagram Below And Fill In All Measurements In Millimeters

Measurement A OEM Chassis mount to level ground	mm	Measurement F Extension mounting points to inner valance	mm
Measurement B OEM Chassis mount to inner valance	mm	Measurement G Lowest face of valance to level ground	mm
Measurement C OEM Chassis mount to outer valance	mm	Measurement H Width between external chassis faces	mm
Measurement D Extension mounting points to ground level	mm	Measurement I Measurement between mounting centres	mm
Measurement E End of extension to inner valance			

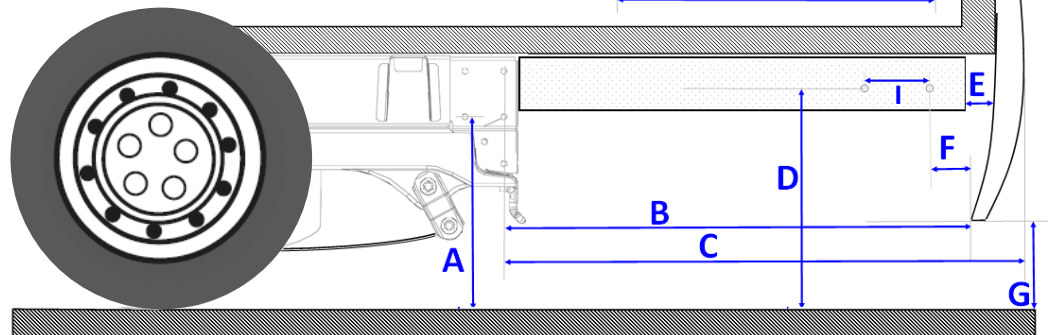
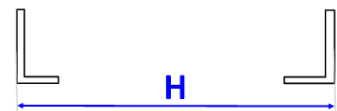



Fig:2



Base Vehicle VIN Plate



Motorhome Manufacturers VIN Plate

Fig:1



Outside Face

Inside Face

